


ACE EQUIPMENT COMPANY

PROFESSIONALLY DESIGNED FOR :
INDUSTRIAL - COMMERCIAL - MUNICIPAL -
RECYCLING APPLICATIONS - METAL TURNINGS



A-4 HD

STATIONARY COMPACTORS
OPTIONAL A-4 XHD TWIN 6" CYLINDERS



Made in USA

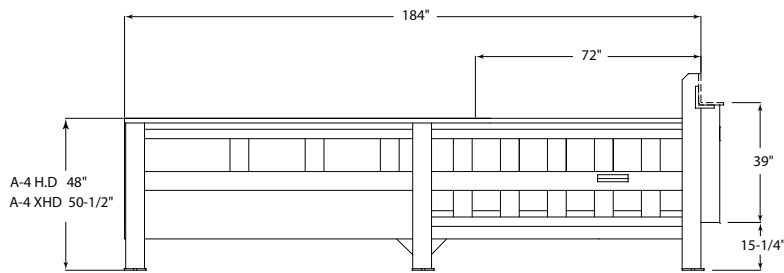
Manufactured
from start to finish
in Antigo, Wi.



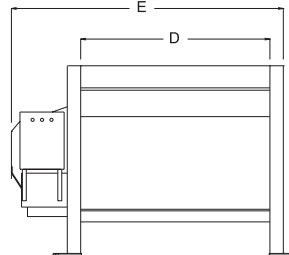
ACE

EQUIPMENT COMPANY

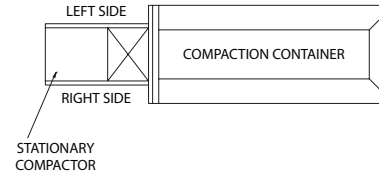
Trash Compactors & Balers
ANTIGO, WI 715-627-2400
aceequipmentcompany.com



SIDE ELEVATION



FRONT ELEVATION



A-4 HD STATIONARY COMPACTORS

Specifications

	A-4HD	A-4XHD
Charge Box Capacity MFRS. Rating	4 Cu. Yds	4 Cu. Yds
Clear Top Opening	60" x 72"	60" x 72"

Structural Specifications

Charge Box Sides	1/4"	3/8"
Charge Box Floor	1/2"	1/2"
Ram Face Plate	1/2"	3/4"
Ram Bottom	1/2"	3/4" AR
Floor Support	4" CH	5" CH

Electrical Specifications


Electric Motor	15 HP	20 HP
3 Phase / 60 HZ. / 208-230 / 460 VAC		
Standard Controls: Keylock, Start, Stop, Reverse		

Hydraulic

	Cylinder 6" Bore	Qty. (2) 6" Cyl. Bore
By Pass Cylinder Forward and Reverse. Allow Dwell Time.		

Performance

Cycle Time	54 Sec.	64 Sec.
Maximum Force	67,900 Lbs.	128,900 Lbs.
Ram Penetration	15"	15"
Weight	7820 Lbs.	7820 Lbs.



Features & Benefits

- The power unit mounted on either side for safe and easy maintenance
- Key operated controls means only authorized personnel can operate the compactor
- Multiple Cycle for better compaction, and clear chamber
- The breaker bar is mounted above the compactor, therefore less packing resistant and create better compaction force
- The compactors are built in a fixture to assure consistent and accurate construction every time.
- TEFC Motor for outdoor use
- No limit Switch to retract ram or shut off machine
- Oil-suitable for a wide temperature range, including extreme cold temperature
- Oil sight gauge with thermometer built in
- UL listed electrical components
- Controls on 12' cealtite with mounting bracket, for ease of use
- Computer controlled - Less maintenance calls - Best compaction, dwell time, more dense load
- Ratchet binder/hooks: Heavy duty capacity
- Dwell time on end stroke for the best consistent load every time - Reduce spring back

Optional Equipment

- Decks - 800# & 8,000#
- Safety Gate with Interlock Cable Style
- Enclosed Doghouse with Door/Interlock
- Photo Electric Start System
- Advance Full Load Indicator
- Container Guide
- Cart Dumper System
- Custom Enclosure
- Hardox Liners for unique application.
- Safety Hand & Toe Rails
- Side or Rear Load Hopper
- Security Chute (Side or Rear)
- Keyed Pinning/Boost Override System
- ie: metal turnings Indicator Light for Preventative Maintenance
- Low/Hot Oil Indicator with Shut-off
- Biometric controlled, no key
- Through Wall Ratchet Kit
- Biodegradable Oil



**Manufactured
from start to finish
in Antigo, Wi.**

**ACE Equipment Company
W9112 Cherry Road
Antigo, WI 54409
Phone: 715-627-2400
Fax: 715-627-2402**

**Website: www.aceequipmentcompany.com
email: aceequipmentcompany@msn.com**

© Copyright 2012 ACE Equipment Co. ACE Equipment Company specifications are subject to changewithout notice in order to accommodate improvements to its equipment.

BUILT TUFF



**ACE
EQUIPMENT COMPANY
Trash Compactors & Balers**